











## Year 10 Spring Learning Journey

**Prior Learning:** You have developed your artistic ability when experimenting with a range of 2D and 3D materials and developed knowledge of artists and generating your own ideas.

**Scheme of Learning** | [Year 10 portfolio \(60%\)](#)

**KNOWLEDGE:** To develop the knowledge of relevant artists to inspire your own creative practice.

**SKILLS:** To explore a range of materials, media and processes to develop and refine your artistic skills.

Week	Tasks	Literacy	Homework	✓
1	<b>MEMORY RECALL-</b> Develop and refine pencil skills.  Assessment Objective 3- observational drawing. <b>PEER ASSESSMENT</b>	<b>Portfolio</b>	<b>FLIP LEARNING:</b> Creating a mood board to generate ideas.	
2	<b>LITERACY-</b> Match key words to definition.  Assessment Objective 3- Secondary observational drawing. <b>SELF ASSESSMENT</b>	<b>Record</b>	<b>FLIP LEARNING:</b> Development of skills, sketching with biro.	
3	<b>MEMORY RECALL-</b> Develop and refine pencil skills.  Refine and complete first hand and second-hand recordings towards assessment objective 3. <b>PEER ASSESSMENT</b>	<b>Refine</b>	<b>FLIP LEARNING:</b> Refine observational drawings towards A03.	
4	<b>ASSESSMENT 3- ASSESSMENT OBJECTIVE 3 RECORDING.</b>  <b>EXEMPLAR ANALYSIS-</b> Analysing exemplar biro work. Assessment Objective 2- Experimenting with materials: using biro. <b>SELF ASSESSMENT</b>	<b>Mark Making</b>	<b>FLIP LEARNING:</b> Refine observational drawings towards A03.  Collection of imagery towards future A02 work.	
5	<b>EXEMPLAR ANALYSIS-</b> Analysing exemplar acrylic paintings.  Assessment Objective 2- Experimenting with materials: using acrylic and watercolour paint. <b>PEER ASSESSMENT</b>	<b>Explore</b>	<b>FLIP LEARNING:</b> Practice painting skills towards A02 painting piece.	
6-7	<b>MEMORY RECALL-</b> Develop and refine pencil skills.  Assessment Objective 2- Develop and refine my skills using watercolour and acrylic paint towards A02 explore. <b>SELF ASSESSMENT</b>	<b>Shades, tints and tones.</b>	<b>FLIP LEARNING:</b> Develop and refine of painting towards A02.	
8-9	<b>ASSESSMENT 4- ASSESSMENT OBJECTIVE 2 EXPLORE.</b>  <b>MEMORY RECALL-</b> Develop and refine pencil skills. Closing the gap work towards Assessment Objective 2 & 3.	<b>Review</b>	<b>FLIP LEARNING:</b> Develop and refine work towards A02/A03.	
8				
10	<b>MEMORY RECALL-</b> Revisit pencil skills  Assessment Objective 2- Experimentation with other materials. <b>SELF ASSESSMENT</b>	<b>Form</b>	<b>FLIP LEARNING:</b> Large scale oil pastel piece- outline.	
11	<b>MEMORY RECALL-</b> Revisit pencil skills  Refine experimentation towards assessment objective 2. <b>PEER ASSESSMENT</b>	<b>Sculpture</b>	<b>FLIP LEARNING:</b> Large scale oil pastel piece- application of tone.	
12	<b>ASSESSMENT 5- ASSESSMENT OBJECTIVE 3 RECORDING.</b> <b>EXEMPLAR ANALYSIS-</b> Analysing exemplar oil pastel work. Closing the gap week- revisiting AO2/AO3 work. <b>PEER ASSESSMENT</b>	<b>Personalise</b>	<b>FLIP LEARNING:</b> Large scale oil pastel piece- application of detail and texture.	

GCSE Art	CAREERS
Art exam- Students produce a portfolio of work towards a theme decided by the exam board over 12 weeks. Creation of a final piece towards A04 in 10 hour exam.	Artist, Illustrator, Graphic designer, Interior designer, Art teacher or Lecturer, Curator, Creative Director, Marketing and Advertising, Game Designer, Animator, Product Designer, Art Therapist, Medical Illustrator, Set Designer and many more...