

Prior Learning

You have most recently completed a project using the Pop Art movement of artists as the starting point for your ideas. You have researched and created your own Pop Art composition using paint and mixed media. You have built on and developed your drawing and painting skills.













Scheme of Learning:

Year 9 Surrealism
Autumn learning journey

Objectives:

KNOWLEDGE: To develop a knowledge of surreal art work and techniques for creating surreal imagery.

SKILLS: To develop skills with a variety of media to effectively create a surreal landscape.

Lesson	Tasks	Literacy	Homework	✓
1	CLASS DISCUSSION - Surrealism Surreal tonal pencil drawing	surreal	FLIP LEARNING: Tate Surrealism quiz and team assignment questions https://www.tate.org.uk/kids/games-quizzes/sensational-surrealism-quiz	
2	FLIP LEARNING - Surrealist techniques Development of surreal tonal pencil drawing	location/scale	Homework hand in	
3	MEMORY RECALL - Eye grid drawing Begin surreal eye drawing	intricate	IMAGE RESEARCH: Research and print images to develop surreal eye drawing.	
4	SELF ASSESSMENT - Review of work Development of surreal eye drawing	metamorphosis imagination	FLIP LEARNING: Watch tonal eye drawing tutorial video.	
5	ASSESSMENT 1- SURREAL EYE DRAWING CLOSING THE GAP - Gallery walk and discussion Review and refine surreal eye drawing	contrast		
6	CLASS DISCUSSION - Artist Eugenia Loli Space watercolour technique task	wet into wet wash	IMAGE RESEARCH: Research and print images to develop a surreal landscape collage.	
7	MEMORY RECALL - Key surrealist techniques Create a surreal landscape collage	landscape	CHALLENGE 1: Choose and complete a task from the Nando's Challenge Menu.	
8	SELF ASSESSMENT - Review of work Develop surreal landscape collage	composition	Homework hand in.	
9	MEMORY RECALL - Key literacy words Wax resist drawing of surreal landscape collage	wax resist	LITERACY: Revise words for spelling test.	
10	LITERACY - Spelling test Apply watercolours to wax resist	layering	CHALLENGE 2: Choose and complete a higher-level task from the Nando's Challenge Menu.	
11	CLOSING THE GAP - Refine project Application of further watercolour	intensity		
12	ASSESSMENT 2- SPACE LANDSCAPE GALLERY WALK - Review of class work Refine project work	refine	Homework hand in.	

Future Learning (Including real life)

Year 9	GCSE Art	Careers
Generating ideas inspired by artists. 3D clay project.	Students produce a portfolio of practical work showing their personal response.	Artist, Illustrator, Graphic designer, Interior designer, Art teacher or Lecturer, Curator, Creative Director, Marketing and Advertising, Game Designer, Animator, Product Designer, Art Therapist, Medical Illustrator, Set Designer and many more...