

Year 10 Autumn Learning Journey







Prior Learning: You have developed your creative ability when experimenting with a range of 2D and 3D materials and developed knowledge of artists and generating your own ideas throughout your lower school art lessons as well as other linked subjects.

Scheme of Learning

Year 10 Identity Portfolio Project 1 (60%)

KNOWLEDGE: To develop the knowledge of relevant photographers to inspire your own creative practice.

SKILLS: To explore a range of materials, media and processes to develop and refine your photographic skills.

Week	Tasks	Literacy	Homework	
1	<p>Introduction to the course/ presenting a portfolio online</p> <p>MEMORY RECALL- Develop and refine skills.</p> <p>Assessment Objective 1 – develop own ideas in response to Identity through a visual mind map. Use of PowerPoint and high level presentation skills.</p> <p>Self ASSESSMENT</p>	Portfolio	<p>FLIP LEARNING:</p> <p>organisation – down load free apps and creating to save work. Re watch ppt ideas.</p>	
2	<p>First project identity mood board</p> <p>LITERACY- developing synonyms</p> <p>artist research</p> <p>Research into photographer Phillipe Halsman.</p> <p>Collect images, information in own words and start to form own opinion.</p> <p>Assessment Objective 1</p> <p>PEER ASSESSMENT</p> <p>SELF ASSESSMENT</p>	Identity	<p>Take own photographs at home that link to identity. No edits please.</p>	
3	<p>MEMORY RECALL- Develop and refine ideas.</p> <p>Collect and present a digital portfolio of on portrait artist Phillipe Halsman</p> <p>Analys 1 image.</p> <p>Teacher ASSESSMENT1</p> <p>ASSESSMENT 1- ASSESSMENT OBJECTIVE 1 artist analysis.</p> <p>EXEMPLAR ANALYSIS- deepen analysis skills further through analysing a second image and responding to marking and building on first analysis.</p> <p>SELF ASSESSMENT</p>	Refine	<p>FLIP LEARNING:</p> <p>collecting images/information. Send these via Teams and keep them on your phone.</p>	
4	<p>Respond to the artist Phillip Halsman creating a contact sheet and taking own photographs. Looking at surrealism in art and analysis.</p>	develop	<p>FLIP LEARNING:</p> <p>photography on own device.</p> <p>Collection of imagery towards future A02 work.</p>	
5	<p>Analysis of contact sheet and own photographs.</p>	Explore	<p>FLIP LEARNING:</p> <p>researching and collecting images on Pinterest account.</p>	
6-7	<p>Surrealism development - Photography of objects linking to identity and symbolism.</p>		<p>FLIP LEARNING:</p> <p>Develop and refine of</p>	
	<p>GCSE Photography</p> <p>Contact sheet, selecting and collaging images – 3</p>		<p>CAREERS</p> <p>photographer</p>	
	<p>Art coursework - Students produce a portfolio of work towards a theme of identity using a variety of skills and techniques that meet the assessment objective criteria.</p>	<p>Artist, Illustrator, Graphic designer, Interior Designer, Animator, Product Designer, Medical Illustrator, Set Designer and many more</p>	<p>teacher or Lecturer, Curator, Creative Director, Marketing</p>	

Year 10 Autumn Learning Journey

	developing work through collage of photography and developing own ideas. Teacher assessment 2 – own developed photographs.			
8	Closing the gap and responding to assessment.	Review	FLIP LEARNING: Develop and refine work towards A02/A03.	